

SPECIFICATION



MINI EXCAVATOR | 35Z-1/36C-1

Operating weight: 3556/3759kg Net engine power: 15.9kW

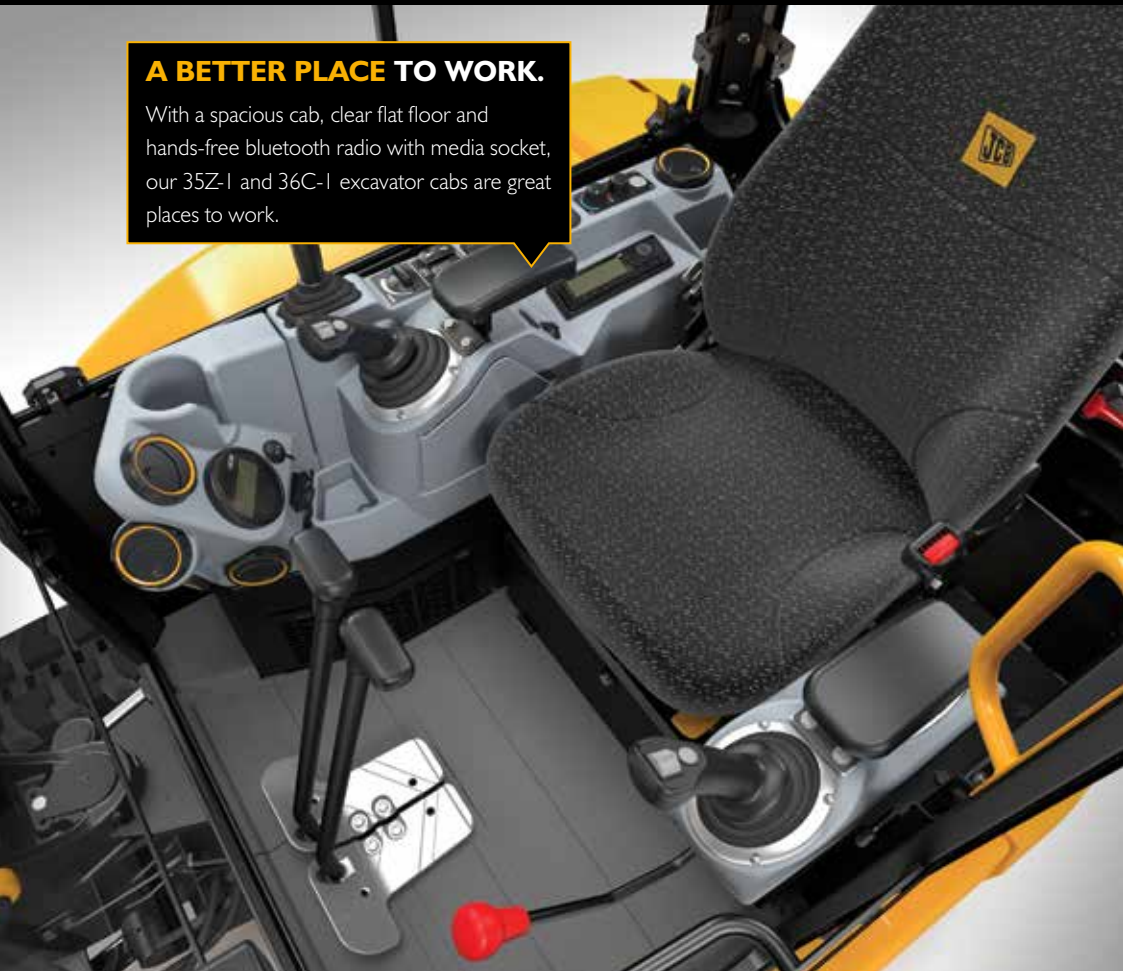


Choosing a compact excavator just got tougher.

The new 35Z-I and 36C-I are New Generation Stage V machines with no need for electronic control, aftertreatment or EGR. There is a choice between zero tailswing for easy and safe manoeuvrability; or conventional tailswing for greater stability and lifting capacity and 100% steel bodywork.

A BETTER PLACE TO WORK.

With a spacious cab, clear flat floor and hands-free bluetooth radio with media socket, our 35Z-I and 36C-I excavator cabs are great places to work.



EASE OF USE.

New dig end geometry and superior visibility makes dumper loading easy. Tilt-rotate option available to give you ultimate flexibility.

TOUGH.

Hoses are routed through the dig end for maximum protection against damage and wear, while O-ring face sealed hydraulic connections protect against leaks.



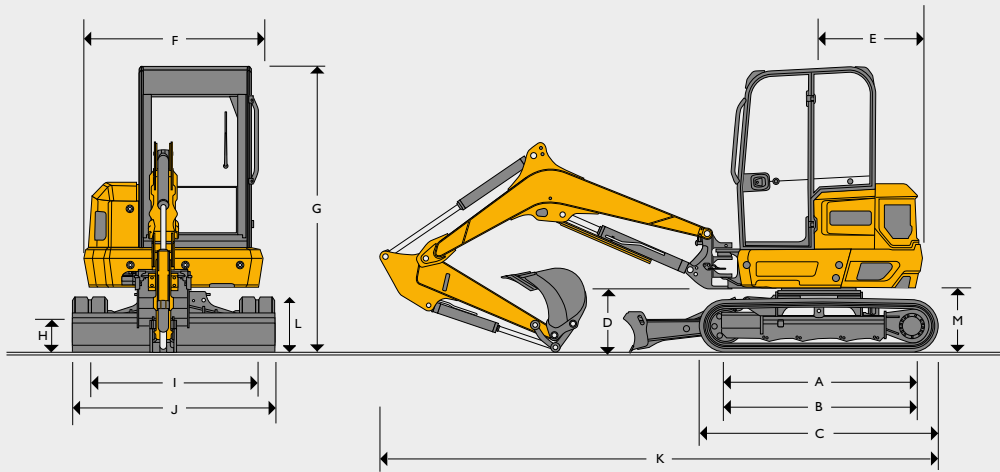
SAFETY.

Seatbelt-activated green beacon, follow-me-home lights, lift overload system and JCB's unique 2GO system, all contribute to safer working.

LOW COST OF OWNERSHIP.

Minimum downtime with the help of an on-screen health check display and an easy-to-clean sloping undercarriage for a rapid turnaround.

STATIC DIMENSIONS



Machine model		35z-1	36c-1	
A	Sprocket idler centres	mm	1590	
B	Track length on ground	mm	1590	
C	Undercarriage overall length – rubber	mm	2048.5	
	Undercarriage overall length – steel	mm	2048.5	
D	Kingpost clearance	mm	555	
E	Tailswing radius (Standard / Heavy counterweight)	mm	900 / 1000	1200 / 1300
F	Overall width of superstructure	mm	1550	
G	Height over cab	mm	2482	
H	Ground clearance	mm	275	
I	Track gauge	mm	1400	1200
J	Width over tracks	mm	1750	1550
K	Transport length with standard dipper	mm	4851	4806
L	Track height	mm	480	
M	Counterweight clearance	mm	563	

ENGINE

Machine model		35z-1	36c-1
Model		EU Stage V / EPA Tier 4 Final Perkins 403J-17	
Fuel		Diesel	
Cooling		Water cooled	
Gross power ISO 14396	kW	18.4 (@ 2200rpm)	
Net power	kW	15.9 (@ 2000rpm)	
Gross torque ISO 14396	Nm	91.9 (@ 1600rpm)	
Displacement	cc	1662	
Gradeability	degrees	30	
Starter motor	kW	2	
Battery	volt / amps	12V / 80Ah	
Alternator	amps (Air con)	85	

UNDERCARRIAGE

Machine model		35z-1	36c-1
No of top rollers		1	
No of bottom rollers		4	
Track width rubber (STD)	mm	300	
Track width steel	mm	300	
Ground bearing pressure (300mm tracks)	kg/cm ²	0.316	0.331
Track tensioning		Grease	
Travel speed – low	kph	2.8	
Travel speed – high	kph	4.5	
Tractive effort	kN	25.6	

HYDRAULIC SYSTEM

Machine model		35z-1	36c-1
Pump	cc	38	
Nominal output @ 2000rpm	lpm	76	
Excavator/track main relief pressure	bar	250	
Slew main relief pressure	bar	216	
Auxiliary hydraulic pressure (Low)	bar	STD: 190 ADJ: 120 - 250	
Auxiliary hydraulic pressure (High)	bar	STD: 190 ADJ: 120 - 250	
Auxiliary hydraulic flow (Low)	lpm	30	
Auxiliary hydraulic flow (High)	lpm	70	
Hydraulic pump		Variable Displacement Piston	

WEIGHTS

Machine model		35z-1	36c-1
Operating weight*	kg	3556	3759
Shipping** weight	kg	3371	3574
Canopy	kg	-81	
Heavy counterweight	kg	246	Fitted
1600 dipper	kg	15	Fitted
No quick hitch or pipework	kg	-53	
No lifting kit or HBCVs	kg	-24	

*35Z-1 Operating weight to ISO 6016 including cab, rubber tracks, 1300 dipper, standard counterweight, 2-way dozer, High Flow Aux circuit, lifting kit inc. HBCVs, hydraulic quick hitch, 450mm bucket, full tanks and a 75kg operator.

*36C-1 Operating weight to ISO 6016 including cab, rubber tracks, 1600 dipper, heavy counterweight, 2-way dozer, High Flow Aux circuit, lifting kit inc. HBCVs, hydraulic quick hitch, 450mm bucket, full tanks and a 75kg operator.

**Shipping weight to ISO 6016 is Operating weight of machine, without an operator or bucket/attachment, and with the fuel level at 10% of tank capacity.

SERVICE CAPACITIES

Machine model	35z-I	36c-I
Fuel tank	ltr	50
Engine coolant	ltr	7
Engine oil	ltr	5.2
Hydraulic system	ltr	47.5
Hydraulic tank	ltr	20.3

OPERATOR ENVIRONMENT

Machine model	35z-I	36c-I
Cab/canopy height	mm	1575
Cab/canopy height with FOGS guard LEVEL I	mm	1595
Cab/canopy length	mm	1261
Cab/canopy width	mm	1043
Door aperture width	mm	479

STANDARD EQUIPMENT

Fully glazed ROPS & TOPS certified cab with programmable Intermittent wiper with wash/wipe, 3 speed heater/demister with adjustable air vents, LCD display, Digital clock, Internal lockable toolbox, Cup holder & bottle holder, Coat hook, bluetooth radio, 12V accessory socket, Interior light, Full audio/visual warning systems, Auto idle throttle, 8 power bands, ISO servo controls with electro-hydraulic dozer lever, Electro-proportional thumb controlled high flow double acting auxiliary, 10 programmable auxiliary flow rates, Joystick mounted hammer switch, Neutral start, Full control isolation, "2GO" hydraulic isolation, High back suspension seat, removable floormat, Beacon ready kit, Two speed tracking, Auto-kickdown track motors, 300mm short pitch rubber tracks, Double element air cleaner, Heavy-duty alternator, Heavy-duty battery, Hydraulic slew braking with disc type park brake, ORFS hydraulics, Colour coded hydraulic hoses, 500 hour dig end & dozer greasing intervals, Heavy duty boom cylinder guard, Protected boom worklight, Quick release auxiliary couplers, 100% steel bodywork, dedicated tie down and lifting points, CESAR datatag (UK only).

OPTIONAL EQUIPMENT

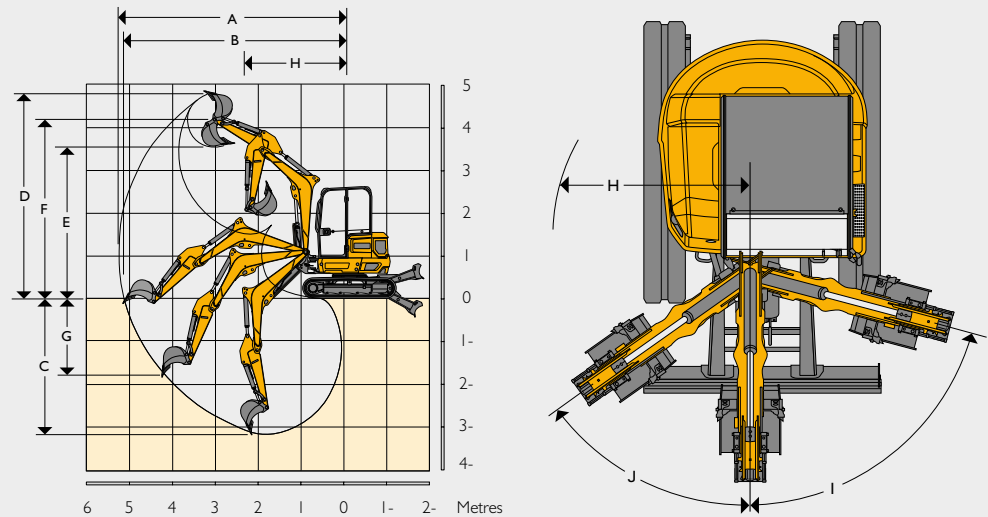
Air-conditioning, FOPS guard stage I, Hose burst check valve lifting kit (dozer, boom & dipper), Mechanical quickhitch, Hydraulic quickhitch, Hydraulic quickhitch ready pipework, General purpose digging buckets, Ditch/grading buckets, Hydraulic hammers, LED rotating beacon, Travel alarm, Toolkit, Seatbelt engaged green beacon, Hydraulic thumb, Grease gun & cartridge, Exterior cab mounted mirrors, JCB Immobiliser (Unique key or keypad system), Dozer float, 4-way angled dozer blade, Dual pattern controls (ISO/SAE change-over), Thumb ready dipper, Special paint options, ROPS & TOPS certified canopy, Tilt rotate ready installation, JCB Livelink.

*Standard and optional specifications may vary depending on regions. Please contact your dealer for more information.

DOZER

Machine model	35z-I	36c-I	35z-I	36c-I
Dozer type	2-way		4-way	
Dozer length	mm	1648	1701	
Max height above ground	mm	436	439	
Dig depth below ground	mm	416	457	
Approach angle	degrees	29	27	
Width	mm	1750	1550	1750
Height	mm	357	357	
4-way pivot angle	degrees	-	25	

WORKING RANGE


















		35z-I		36c-I	
Dipper length	mm	1300	1600	1300	1600
Boom length	mm	2450			
A Max digging reach	mm	5165	5443	4865	5143
B Max digging reach on ground	mm	5035	5322	4735	5022
C Max digging depth – dozer up	mm	3042	3339	3042	3339
Max digging depth – dozer down	mm	3194	3483	3194	3483
D Max digging height	mm	4571	4730	4571	4730
E Max dump height	mm	3378	3537	3378	3537
F Max height to dipper nose pivot pin	mm	3980	4139	3980	4139
G Max vertical wallcut depth	mm	1610	1873	1610	1873
H Min front swing radius (no offset)	mm	2396	2462	2096	2162
Min front swing radius (fully offset)	mm	1891	1947	1591	1647
I Boom swing left	degrees	75			
J Boom swing right	degrees	55			
Bucket rotation	degrees	191			
Dipper rotation	degrees	109.2			
Bucket tearout	kN	32.4			
Dipper tearout	kN	22.5	19.7	22.5	19.7
Slew speed	rpm	8.3			

LIFT CAPACITIES – RUBBER TRACKS, 2450MM BOOM, 1300MM DIPPER, STANDARD COUNTERWEIGHT, NO BUCKET. 35Z-1

Load Point	1.5m			2.5m			3.5m			4.5m			Capacity at maximum reach		
															
Height	Dozer Up	Dozer Down	Over Side	Dozer Up	Dozer Down	Over Side	Dozer Up	Dozer Down	Over Side	Dozer Up	Dozer Down	Over Side	Dozer Up	Dozer Down	Over Side
m	kg	kg	kg	kg	kg	kg	kg	kg	kg	kg	kg	kg	kg	kg	kg
2.5							488	741	536						
2.0				816	1084	887	476	830	523						
1.5				768	1486	836	461	943	507	310	799	343	310	799	343
1.0							446	1058	491	305	832	338	305	832	338
0.5				706	2016	771	434	1152	478	301	859	334	301	859	334
0.0				698	2063	763	426	1210	470						
-0.5	1460	1494	1579	698	2026	762	423	1223	466						
-1.0	1847	2115	1948	702	1916	767	424	1177	468						
-1.5	1866	2840	1967	713	1713	778	433	1024	477						
-2.0	1902	2738	2004	731	1343	798									

LIFT CAPACITIES – RUBBER TRACKS, 2450MM BOOM, 1600MM DIPPER, HEAVY COUNTERWEIGHT, NO BUCKET. 35Z-1

Load Point	1.5m			2.5m			3.5m			4.5m			Capacity at maximum reach		
															
Height	Dozer Up	Dozer Down	Over Side	Dozer Up	Dozer Down	Over Side	Dozer Up	Dozer Down	Over Side	Dozer Up	Dozer Down	Over Side	Dozer Up	Dozer Down	Over Side
m	kg	kg	kg	kg	kg	kg	kg	kg	kg	kg	kg	kg	kg	kg	kg
3.0							558	571	604						
2.5							578	625	630	379	669	416			
2.0							565	719	615	376	687	412			
1.5				925	1219	998	548	839	597	370	726	405	333	650	365
1.0				876	1611	946	531	967	579	363	771	398	328	743	361
0.5				843	1882	912	516	1079	563	357	814	392	324	703	356
0.0				827	2012	895	505	1161	552	353	843	387			
-0.5	1262	1291	1364	821	2037	889	499	1203	545	351	842	386			
-1.0	1721	1761	1861	822	1980	890	498	1194	544						
-1.5	2154	2301	2253	830	1839	897	502	1118	548						
-2.0	2187	2974	2287	844	1580	912									
-2.5	2241	2297	2342	871	1067	942									



Lift capacity over front.


















Lift capacity full circle.




Notes:

1. Lifting capacities are based on ISO 10567, that is: 75% of minimum tipping load or 87% of hydraulic lift capacity, whichever is the less. Lifting capacities marked* are based on hydraulic capacity.
2. Lift capacities assume that the machine is on firm level ground and equipped with an approved lifting point.
3. A bucket must be fitted when lifting, the weight of this bucket must be deducted from the above lift capacities.
4. Lift capacities may be limited by local regulations. Please refer to your dealer.

LIFT CAPACITIES – RUBBER TRACKS, 2450MM BOOM, 1600MM DIPPER, STANDARD COUNTERWEIGHT, NO BUCKET. 36C-1

Load Point	1.5m			2.5m			3.5m			4.5m			Capacity at maximum reach		
															
Height	Dozer Up	Dozer Down	Over Side	Dozer Up	Dozer Down	Over Side	Dozer Up	Dozer Down	Over Side	Dozer Up	Dozer Down	Over Side	Dozer Up	Dozer Down	Over Side
m	kg	kg	kg	kg	kg	kg	kg	kg	kg	kg	kg	kg	kg	kg	kg
3.0							587	601	579						
2.5							621	635	572						
2.0							615	703	560						
1.5				1014	1045	901	601	791	546	407	650	371	407	650	371
1.0				973	1313	861	587	886	531	402	743	366	402	743	366
0.5				943	1523	830	574	973	518	398	703	361	398	703	361
0.0				924	1648	812	564	1038	508						
-0.5	1472	1507	1592	916	1692	803	558	1070	502						
-1.0	1978	2024	1859	915	1665	803	557	1057	501						
-1.5	2360	2654	1879	921	1560	809	563	970	507						
-2.0	2394	2553	1909	936	1342	823									
-2.5	1685	1724	1822												

LIFT CAPACITIES – RUBBER TRACKS, 2450MM BOOM, 1600MM DIPPER, HEAVY COUNTERWEIGHT, NO BUCKET. 36C-1

Load Point	1.5m			2.5m			3.5m			4.5m			Capacity at maximum reach		
															
Height	Dozer Up	Dozer Down	Over Side	Dozer Up	Dozer Down	Over Side	Dozer Up	Dozer Down	Over Side	Dozer Up	Dozer Down	Over Side	Dozer Up	Dozer Down	Over Side
m	kg	kg	kg	kg	kg	kg	kg	kg	kg	kg	kg	kg	kg	kg	kg
3.0							587	601	635						
2.5							621	635	671						
2.0							687	703	661						
1.5				1022	1045	1056	706	791	646	483	650	445	483	650	445
1.0				1141	1313	1016	692	886	631	479	743	440	479	743	440
0.5				1110	1523	985	679	973	618	474	703	435	474	703	435
0.0				1091	1648	967	669	1038	608						
-0.5	1472	1507	1592	1083	1692	958	663	1070	602						
-1.0	1978	2024	2139	1082	1665	958	663	1057	601						
-1.5	2594	2654	2220	1088	1560	964	668	970	607						
-2.0	2495	2553	2251	1103	1342	978									
-2.5	1685	1724	1822												




Lift capacity over front.



Lift capacity full circle.

Notes:

1. Lifting capacities are based on ISO 10567, that is: 75% of minimum tipping load or 87% of hydraulic lift capacity, whichever is the less. Lifting capacities marked* are based on hydraulic capacity.
2. Lift capacities assume that the machine is on firm level ground and equipped with an approved lifting point.
3. A bucket must be fitted when lifting, the weight of this bucket must be deducted from the above lift capacities.
4. Lift capacities may be limited by local regulations. Please refer to your dealer.



ONE COMPANY, OVER 300 MACHINES.

Your nearest JCB dealer

Mini Excavator 35z-1/36c-1

Operating weight: 3556/3759kg Net engine power: 15.9kW

JCB Sales Limited, Rokecster, Staffordshire, United Kingdom ST14 5JP.

Tel: +44 (0)1889 590312 Email: salesinfo@jcb.com

Download the very latest information on this product range at: www.jcb.com

©2009 JCB Sales. All rights reserved. No part of this publication may be reproduced, stored in a retrieval system, or transmitted in any form or by any other means, electronic, mechanical, photocopying or otherwise, without prior permission from JCB Sales. All references in this publication to operating weights, sizes, capacities and other performance measurements are provided for guidance only and may vary dependant upon the exact specification of machine. They should not therefore be relied upon in relation to suitability for a particular application. Guidance and advice should always be sought from your JCB Dealer. JCB reserves the right to change specifications without notice. Illustrations and specifications shown may include optional equipment and accessories. The JCB logo is a registered trademark of J C Bamford Excavators Ltd.

